

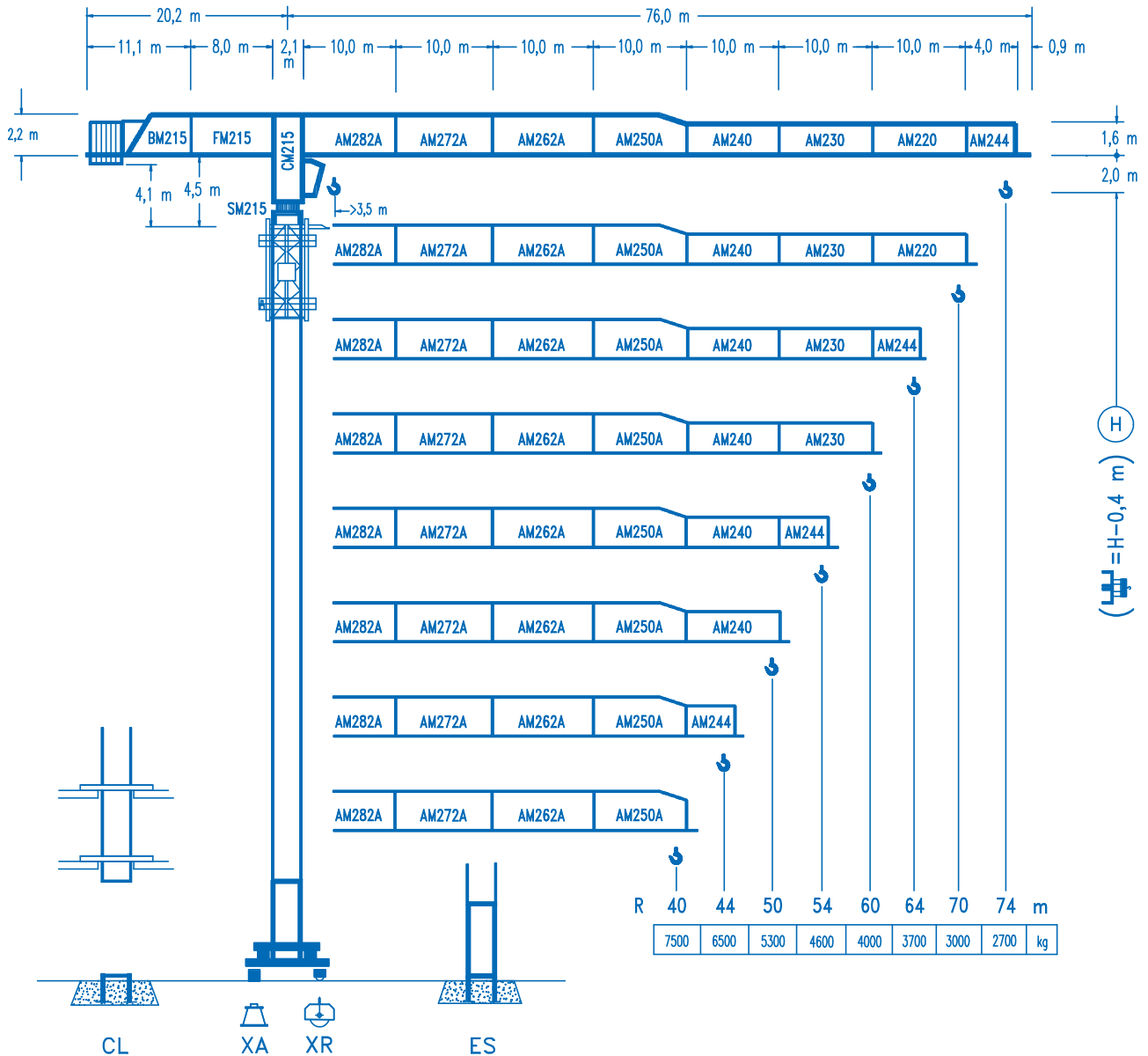


**COMANSA**

**LINDEN 2100**

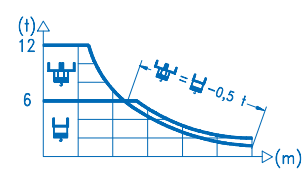
**21 LC 290**

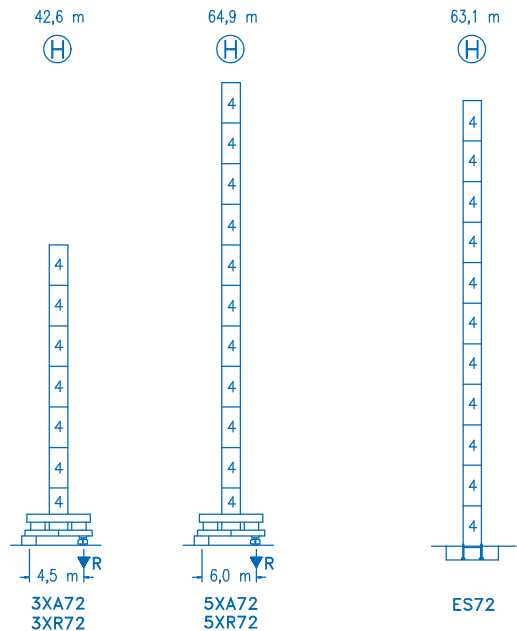
**12 t**



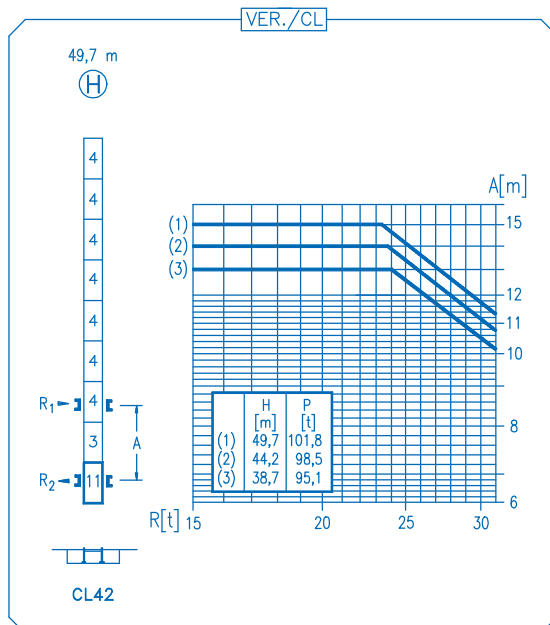
**CE**  
DIN 15018 H1 B3

R	H				H									
74	20,2	25	30	35,9	37,3	40	44	50	54	60	64	70	74	m
	12000	9345	7500	6000	6000	5545	4980	4300	3930	3475	3220	2890	2700	kg
70	20,7	25	30	36,8	38,5	40	44	50	54	60	64	70	m	
	12000	9610	7720	6000	6000	5745	5155	4455	4075	3605	3340	3000	kg	
64	22,3	25	30	34	39,6	41,9	44	50	54	60	64	m		
	12000	10470	8430	7245	6000	6000	5685	4920	4505	3990	3700	kg		
60	22,1	25	30	34	39,4	42,0	44	50	54	60	m			
	12000	10390	8370	7195	6000	6000	5695	4930	4515	4000	kg			
54	22,3	25	30	34	39,8	42,7	44	50	54	m				
	12000	10500	8460	7275	6000	6000	5800	5020	4600	kg				
50	23,2	25	30	34	40	41,4	44,8	50	m					
	12000	11005	8880	7645	6265	6000	6000	5300	kg					
44		25,9	30	34	37	40	44	m						
		12000	10100	8715	7880	7170	6500	kg						
40		26,4	30	34	37	40	m							
		12000	10345	8930	8075	7500	kg							





N	Ref.	Ø (m)	h (m)
3	TD23A	2,0	5,5
4	S25	2,0	5,5
11	CLD23A	2,0	3,1



<b>R. máx.</b>	En servicio In operation En service In Betrieb	3XR72 ..... 105,9 t
		5XR72 ..... 113,6 t

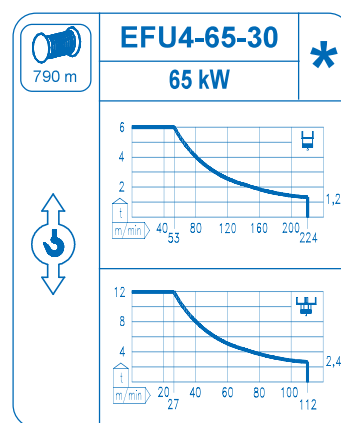
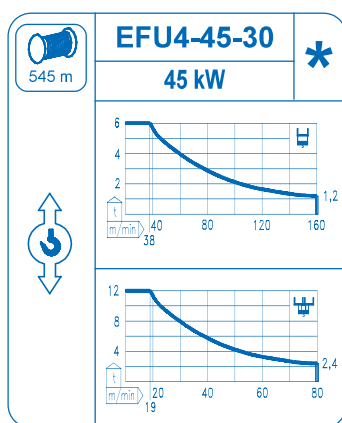
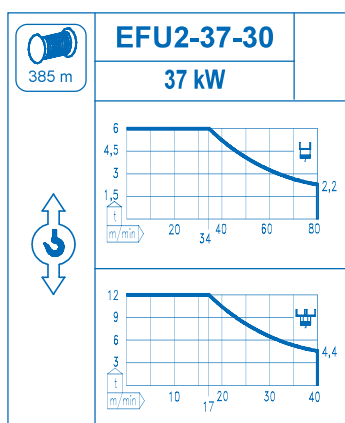
<b>R. máx.</b>	Fuera de servicio Out of service Hors service Ausser Betrieb	3XR72 ..... 90,3 t
		5XR72 ..... 150,3 t

**CFU-7.5**  
7,5 kW  
0 ⇄ 94 m/min

**GR-12**  
3 x 120 Nm  
0 ⇄ 0,7 rpm

**TRA-7.5**  
2 x 75 Nm  
0 ⇄ 20 m/min

**TRA-7.5VC**  
2 x 75 Nm  
0 ⇄ 20 m/min  
5XR72



Tensión de alimentación Operating voltage Tension de service Betriebsspannung	<b>400 V</b> <b>3 ph</b> <b>50 Hz</b>
--	---

Opcional Optional En option Kaufoption	*
---	---