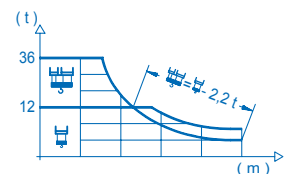
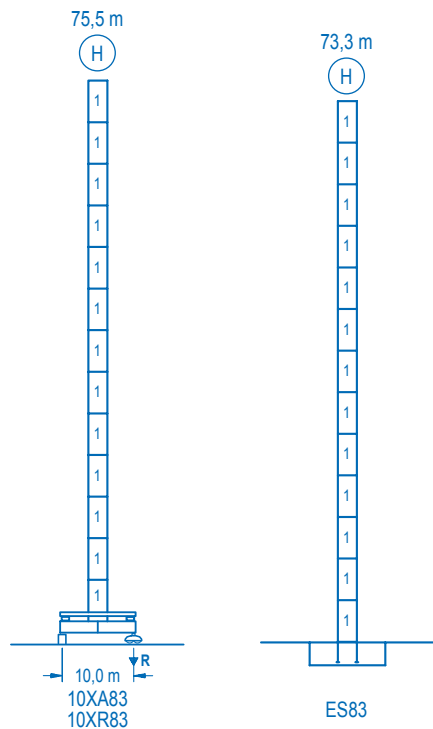


C/25 (F.E.M. 1.005)

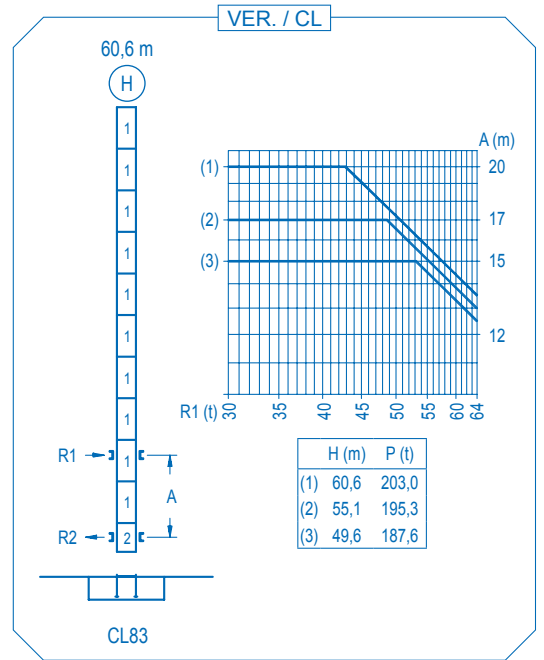
CE
DIN 15018 H1 B3

R	⚙️										⚙️						
80	18,3	21,0	23,0	25,0	28,0	32,0	36,0	40,0	43,8	50,7	55,0	60,0	65,0	70,0	75,0	80,0	m
	36000	30510	27310	24660	21430	18110	15560	13540	12000	12000	10930	9870	8980	8230	7570	7000	kg
75	18,7	21,0	23,0	25,0	28,0	32,0	36,0	40,0	44,7	52,0	55,0	60,0	65,0	70,0	75,0	m	
	36000	31260	27990	25280	21980	18590	15990	13920	12000	12000	11240	10160	9250	8470	7800	kg	
70	19,5	21,0	23,0	25,0	28,0	32,0	36,0	40,0	45,0	46,8	54,7	60,0	65,0	70,0	m		
	36000	32990	29560	26710	23250	19690	16960	14800	12650	12000	12000	10780	9820	9000	kg		
65		21,3	23,0	25,0	28,0	32,0	36,0	40,0	45,0	50,0	51,3	60,3	65,0	m			
		36000	32890	29760	25950	22040	19040	16660	14300	12430	12000	12000	11000	kg			
60			23,3	25,0	28,0	32,0	36,0	40,0	45,0	50,0	56,4	60,0	m				
			36000	33170	28980	24670	21360	18740	16140	14080	12000	12000	kg				
55				25,4	28,0	32,0	36,0	40,0	45,0	50,0	55,0	m					
				36000	32050	27340	23720	20860	18020	15760	14300	kg					
50					25,5	28,0	32,0	36,0	40,0	45,0	50,0	m					
					36000	32200	27470	23840	20960	18110	16300	kg					
45						25,3	28,0	32,0	36,0	40,0	45,0	m					
						36000	31920	27230	23620	20760	18500	kg					
40							25,1	28,0	32,0	36,0	40,0	m					
							36000	31650	26990	23420	21300	kg					





n°	Ref.	h (m)	h (m)
1	D36	2,5	5,5
2	CLD36	2,5	3,8



R. máx. En servicio
In operation
En service
In Betrieb

10XA83..... 168,6 t

R. máx. Fuera de servicio
Out of service
Hors service
Ausser Betrieb

10XA83..... 165,7 t

CFU-13

13 kW

0 ⇄ 75 m/min

GR-14

4 x 140 Nm

0 ⇄ 0,6 rpm

TRA-10

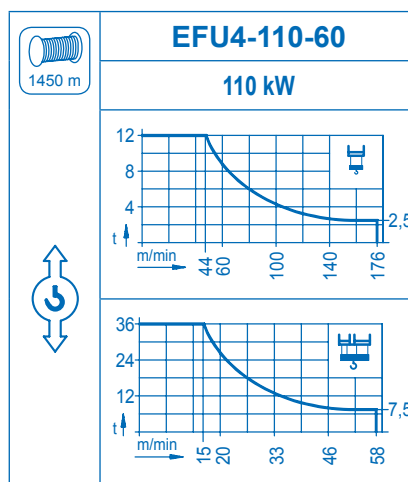
2 x 100 Nm

0 ⇄ 20 m/min

TRA-10VC

2 x 100 Nm

0 ⇄ 20 m/min



Tensión de alimentación
Operating voltage
Tension de service
Betriebsspannung

400 V
3 ph
50 Hz

Opcional
Optional
En option
Kaufoption
